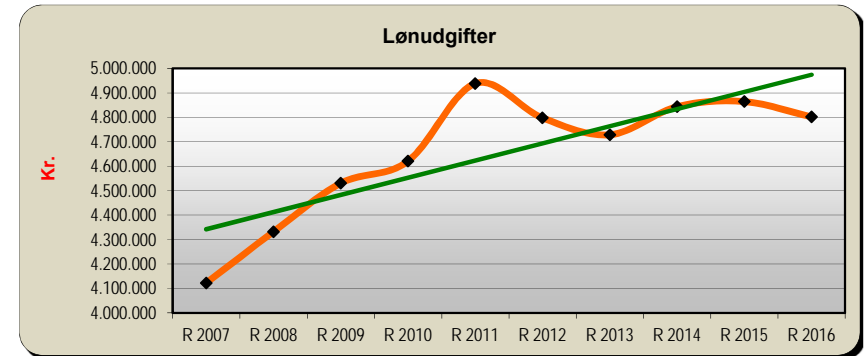




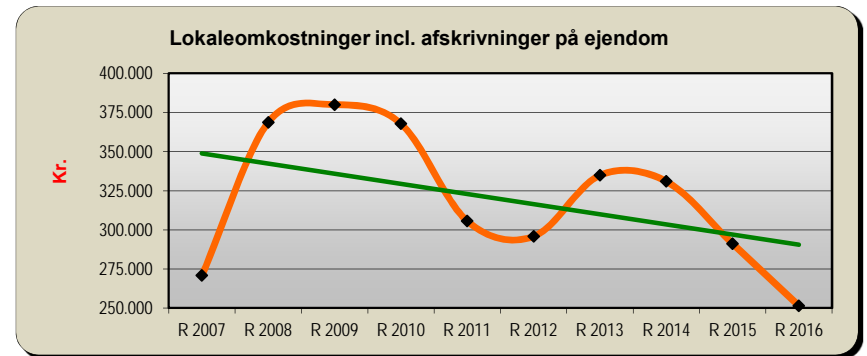
### Lønudgifter

R 2007	R 2008	R 2009	R 2010	R 2011	R 2012	R 2013	R 2014	R 2015	R 2016
4.122.447	4.332.273	4.530.813	4.620.859	4.938.709	4.797.758	4.728.759	4.843.799	4.864.539	4.801.990



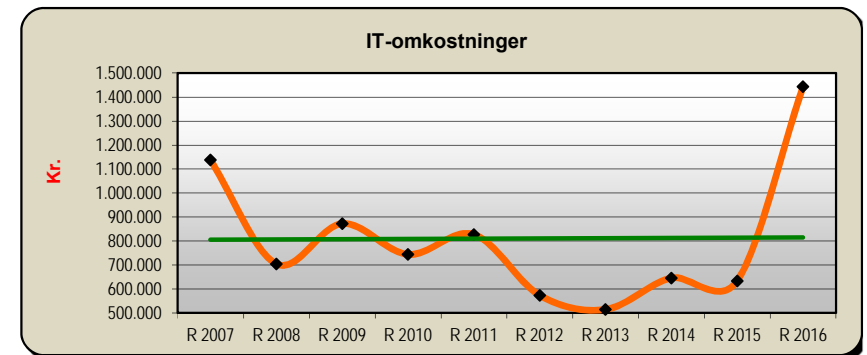
### Lokaleomkostninger incl. afskrivninger på ejendom

R 2007	R 2008	R 2009	R 2010	R 2011	R 2012	R 2013	R 2014	R 2015	R 2016
270.771	368.620	379.915	367.765	305.594	295.719	334.795	330.912	291.121	251.426



### IT-omkostninger

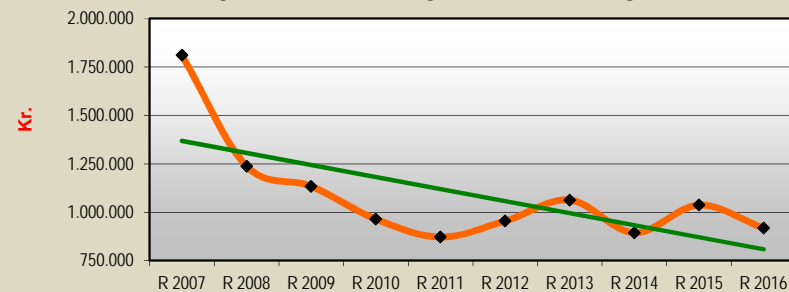
R 2007	R 2008	R 2009	R 2010	R 2011	R 2012	R 2013	R 2014	R 2015	R 2016
1.137.515	704.396	872.521	743.815	827.178	573.385	514.620	645.789	633.594	1.442.843



Øvrige administrationsomkostninger incl. afskrivninger

R 2007	R 2008	R 2009	R 2010	R 2011	R 2012	R 2013	R 2014	R 2015	R 2016
1.810.710	1.237.719	1.133.764	964.244	871.750	954.400	1.063.051	893.372	1.037.213	918.080

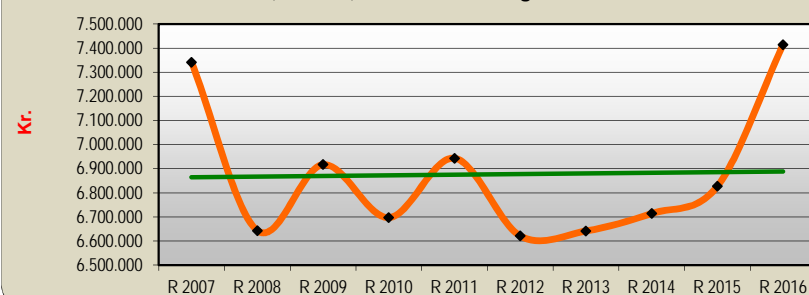
Øvrige administrationsudgifter incl. afskrivninger



Løn-, lokale- administrations- og IT-udgifter i alt

R 2007	R 2008	R 2009	R 2010	R 2011	R 2012	R 2013	R 2014	R 2015	R 2016
7.341.443	6.643.008	6.917.013	6.696.683	6.943.231	6.621.262	6.641.225	6.713.872	6.826.467	7.414.339

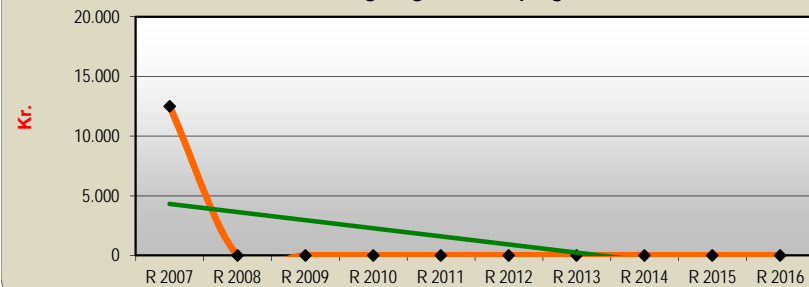
Løn, lokaler, administration og IT ialt



Afskrivninger ("gamle" edb-programmer befordring, vikar og friplads)

R 2007	R 2008	R 2009	R 2010	R 2011	R 2012	R 2013	R 2014	R 2015	R 2016
12.500	0	0	0	0	0	0	0	0	0

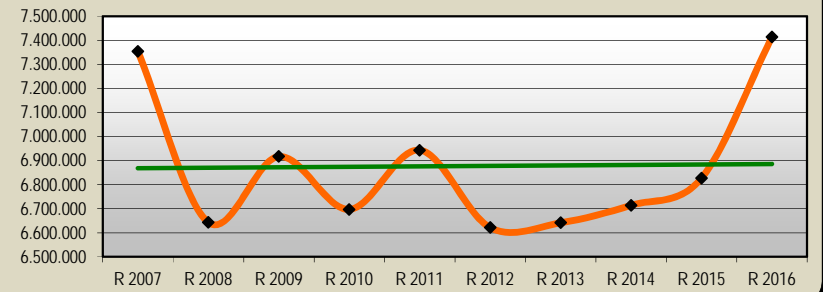
Afskrivninger "gamle" edbprogrammer



### Administrationsomkostninger i alt

R 2007	R 2008	R 2009	R 2010	R 2011	R 2012	R 2013	R 2014	R 2015	R 2016
7.353.943	6.643.008	6.917.013	6.696.683	6.943.231	6.621.262	6.641.225	6.713.872	6.826.467	7.414.339

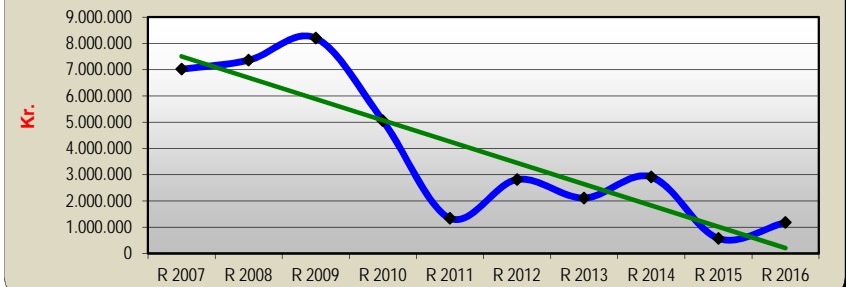
Administrationsomkostninger i alt i kr.



### Renteindtægter i alt

R 2007	R 2008	R 2009	R 2010	R 2011	R 2012	R 2013	R 2014	R 2015	R 2016
7.016.466	7.358.822	8.200.100	5.057.073	1.340.991	2.816.877	2.109.347	2.919.566	572.924	1.179.252

Renteindtægter i alt



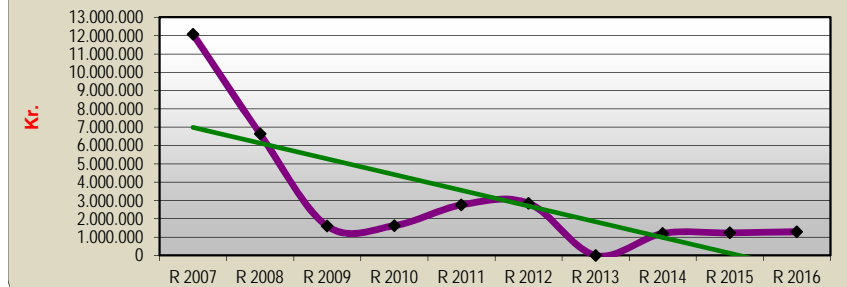
### Skolernes egendækning/kontingent

R 2007	R 2008	R 2009	R 2010	R 2011	R 2012	R 2013	R 2014	R 2015	R 2016
12.075.274	6.631.957	1.605.836	1.624.029	2.757.761	2.849.011	0	1.197.531	1.232.892	1.291.948

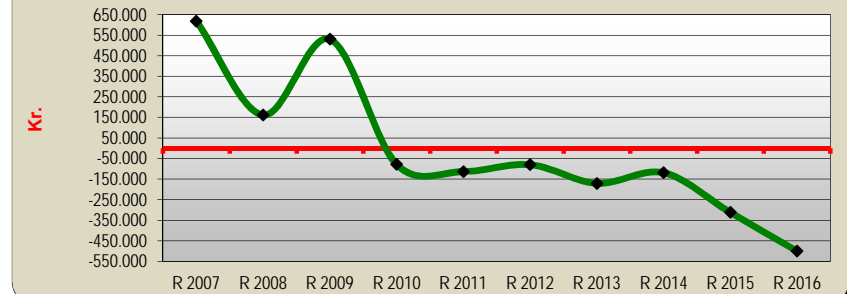
### Nettoresultat VO2 Befordring

R 2007	R 2008	R 2009	R 2010	R 2011	R 2012	R 2013	R 2014	R 2015	R 2016
618.477	161.330	529.968	-78.386	-113.438	-80.209	-171.114	-119.254	-312.126	-500.351

Skolernes egendækning, I alt

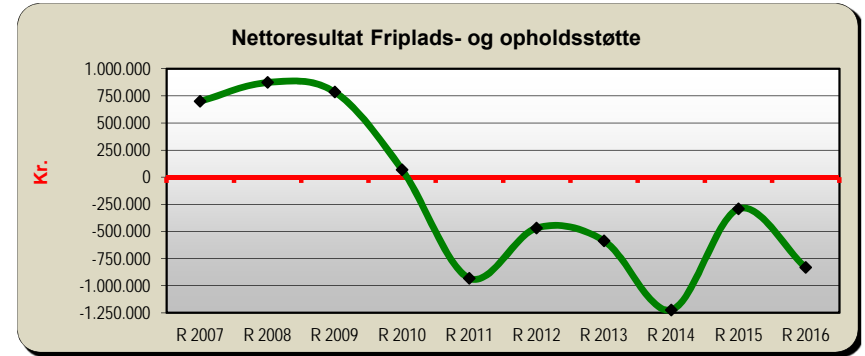


Nettoresultat Befordring



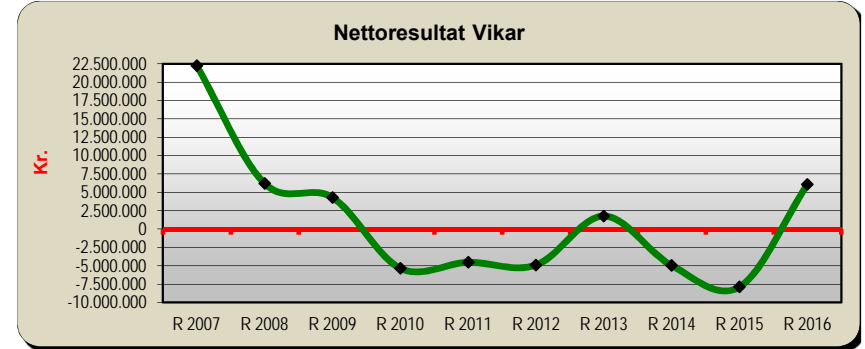
**Nettoresultat VO3 Friplads- og opholdsstøtte**

R 2007	R 2008	R 2009	R 2010	R 2011	R 2012	R 2013	R 2014	R 2015	R 2016
699.177	873.280	785.111	69.208	-931.414	-467.921	-585.527	-1.223.328	-290.530	-832.668



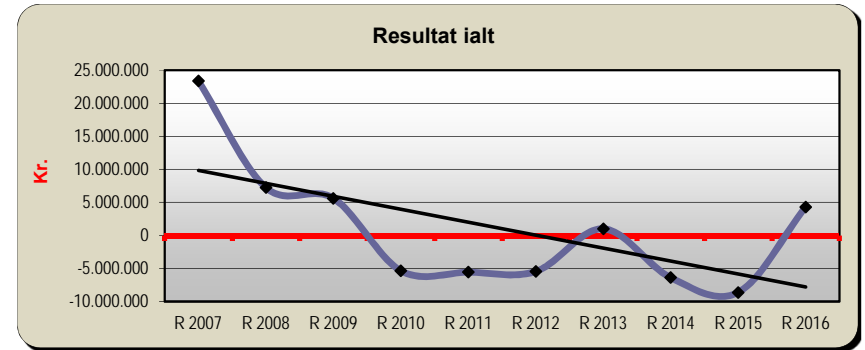
**Nettoresultat VO4 Vikar**

R 2007	R 2008	R 2009	R 2010	R 2011	R 2012	R 2013	R 2014	R 2015	R 2016
22.240.341	6.199.221	4.295.532	-5.337.337	-4.518.693	-4.901.068	1.778.382	-4.964.423	-7.873.569	6.083.770



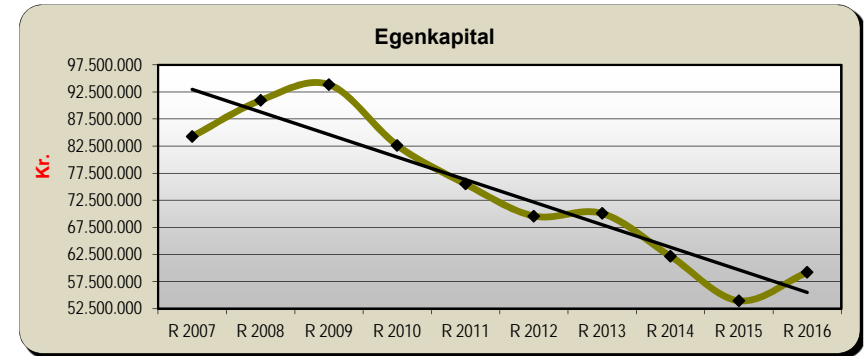
**Resultat i alt (før ureal kursgev./tab og driftsførsel af Eunomia)**

R 2007	R 2008	R 2009	R 2010	R 2011	R 2012	R 2013	R 2014	R 2015	R 2016
23.372.186	7.233.832	5.610.611	-5.346.515	-5.563.545	-5.449.198	1.016.106	-6.389.202	-8.618.666	4.297.792



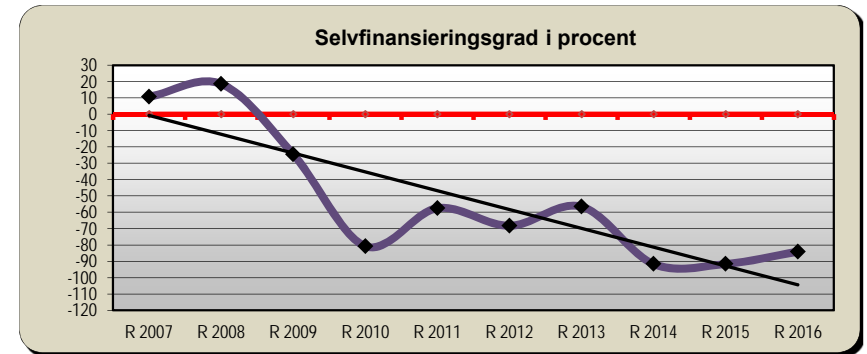
### Egenkapital

R 2007	R 2008	R 2009	R 2010	R 2011	R 2012	R 2013	R 2014	R 2015	R 2016
84.286.577	90.942.570	93.868.817	82.650.429	75.524.049	69.597.929	70.088.550	62.174.838	53.959.129	59.208.653



### Selvfinansieringsgrad (Renteindtægt i.f.h.t. administrationsudgifter i alt)

R 2007	R 2008	R 2009	R 2010	R 2011	R 2012	R 2013	R 2014	R 2015	R 2016
10,78	18,55	-24,48	-80,69	-57,46	-68,24	-56,51	-91,61	-91,61	-84,09



### Administrationsprocent

R 2007	R 2008	R 2009	R 2010	R 2011	R 2012	R 2013	R 2014	R 2015	R 2016
6,24	5,96	6,69	6,13	6,14	5,71	5,55	5,75	6,01	6,47

